



ELITE
ENTRANCE

COMPOSITE DOORS

44mm SINGLE REBATE



H

HALLMARK PANELS & DOORS



Urban
14 designs available



Esprit 2
Winestead



Camarque 4
Reflections



Mulsanne 1
Diamond Cut



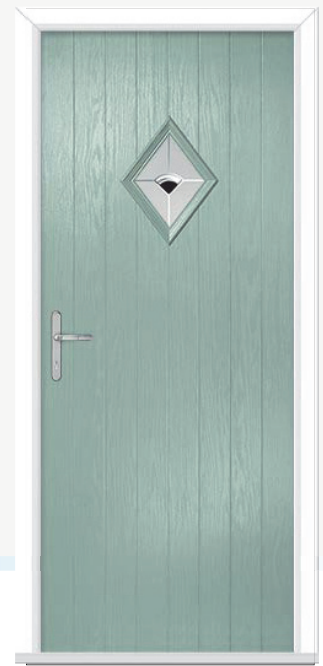
Country
14 designs available



Tuscan 3
Symphony

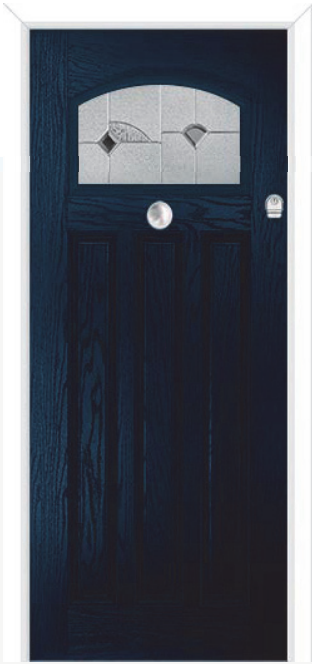


Aruba 4
Laptev



Chimaera 1
Polar Black

Contact our customer sales & service team on **01482 703 222**
for information on any of our composite doors products.



The Hebden
Monza



Aprilla 2
Green Murano



Snipe 1
Pectolite



Arnage 2
Red Diamonds




Catalina 1
Blue Murano



Tortola 1
Classic



Belize 2
Whitton Victoria



Belize 4
Blue Laptev

enquiries@hallmarkpanels.com

www.hallmarkpanels.com

THE TUSCAN

B Indicates Backing Glass Options Available

D Double Glazed Design

T Triple Glazed Design

S Shown as sandblasted design

Tuscan 3 Abstract

T



Black Tuscan 3 door with triple glazed Abstract glass, chrome Heritage pull lock, matching door knob, letterplate and silver mill drip bar.

Tuscan 1 External Georgian Bar **D B**



Chartwell Green Tuscan 1 external georgian bar door with silver handles, letterplate and silver mill drip bar.

A Duplex system is available on external georgian bar design doors offering a high quality, heritage bar cross profile fitted into the glazing unit.

D B S

Whitton Victoria

Pewter coloured resin came detailing.

D B

Blue Diamond

Also available in Red, Black or Green

D B S

Murano

Green, Blue, Red & Black fused tiles

T B

Danthorpe Cross

Clear Bevels & Pelerine backing glass

D

Pusan

Etch effect glass with clear bevels

T B

Diamond Leaf

Zinc coming with clear diamond bevels

T

Pectolite

Crystal resin bevels & stipple texture glass

T

Camerton

Clear Bevels & Pelerine backing glass

D B S

Sandblasted Ellie

Sandblasted glass design

D

Symphony

Grey & Black fused glass tiles

T

Abstract

Glue chip bevels & Spectrum glass

THE ESPRIT

B Indicates Backing Glass Options Available

D Double Glazed Design

T Triple Glazed Design

S Shown as sandblasted design

Danthorpe Cross

T S



Green Esprit 2 with Danthorpe Cross glass, gold handles, urn knocker, letterplate and matching gold drip bar.

Winestead

D B



Blue Esprit 2 door with Winestead glass, chrome Heritage pull lock, matching letterplate and silver mill drip bar.

Available in Red, Blue, Grey or Green

Celestine **B D S**



Red Esprit 2 door with Celestine glass, chrome handles, matching letterplate and red drip bar.

T B

Seaton

Clear Bevels & Pelerine backing glass

D B S

Murano

Available in Red, Blue, Green, Black

D B S

Timor

Available in Clear, Blue, Green, Grey

T

Ellerby

Crystal resin bevel glass design.

T S

Laptev Black

Also available in Green, Blue & Red

D

Pusan

Sandblasted and glass bevel design

T S

Scotia

Polished lead cameing & clear bevel glass

D B S

Onyx

Clear bevel with black film & lead design

T B

Hatfield

Clear Bevels & Pelerine backing glass

D

Barite

Clear Bevel glass design

D B S

Whitton Victoria

Pewter coloured resin came detailing

T

Diamond Cut

Etched effect glass design

*Door Glass Only Available

THE CAMARQUE

B Indicates Backing Glass Options Available

D Double Glazed Design

T Triple Glazed Design

S Shown as sandblasted design

Reflections

D B



Green Camarque 4 door with Reflections glass and chrome handles, letterplate, urn knocker and silver mill drip bar.

Matisse

T



Anthracite grey (RAL 7016) Camarque 2 door with Matisse glass, chrome Heritage pull lock and letterplate, stainless steel door knob and silver mill drip bar.

Solid



Black Camarque solid door with chrome Heritage pull lock, letterplate, door knocker and numerals, stainless steel door knob and silver mill drip bar.

T

Clarity
Obscure glass & polished zinc cameing

D B S

Whitton Victoria
Pewter coloured resin came detailing

T

Abstract
Multi-faceted jewels & glue chip glass

B

Hatfield
Clear Bevels & Pelerine backing glass

D B S

Palopo
Red, Blue, Black or Green

D B S

Timor
Available in Clear, Grey, Green & Blue

D B

Reflections
Sandblasted glass & clear bevel design

D B S

Green Diamonds
Also available in Red, Blue or Black

T

Prairie
Obscure glass and bevel design

D B

Scotia
Available in clear

D B

Murano Red
Red, Blue, Black or Green

THE MULSANNE

B Indicates Backing Glass Options Available

D Double Glazed Design

T Triple Glazed Design

S Shown as sandblasted design

External Georgian Bar

B D




Golden Oak Mulsanne Georgian Bar door with gold handles, letterplate and drip bar..

A Duplex system is available on external georgian bar design doors offering a high quality, heritage bar cross profile fitted into the glazing unit.

Pectolite

T



Rosewood Mulsanne Door with gold handles, letterplate and drip bar.


Diamond Cut

T




Silver Grey (RAL 7044) Mulsanne Door with chrome handles, letterplate and silver mill drip bar.

* Glass design not available in side panels or top light glazing.



Pusan

Sandblasted glass & clear bevel design



Kupang

Available in Black, Red, Blue & Green



Climbing Rose

Traditional pewter lead rose design



Rialto

Sandblasted & Pelerine glass design



Veneto

Sandblasted & Pelerine glass design




Winestead

Available in Red, Blue, Grey & Green




Prairie

Polished zinc cameing & glue chip design




Ebony

Crystal bevel cluster & obscure glass design



Celestine

Classic, clear bevel glass tile design



Palopo

Available in Black, Red, Blue & Green



Danthorpe Cross

Polished zinc cameing & bevel design with Pelerine backing

THE HEBDEN

B Indicates Backing Glass Options Available

D Double Glazed Design

T Triple Glazed Design

S Shown as sandblasted design

Edwardian

T



Anthracite grey Hebden with edwardian glass & heritage pull lock

Kara Brass

T



Chartwell Green Hebden with Kara Brass glass design

*not available in woodgrain


** available in clear, sandblasted & obscure backing

T



Edwardian

T



Kara Brass

T



Monza

T



Palma

THE APRILLA

B Indicates Backing Glass Options Available


D Double Glazed Design

T Triple Glazed Design

S Shown as sandblasted design

Whitton Victoria

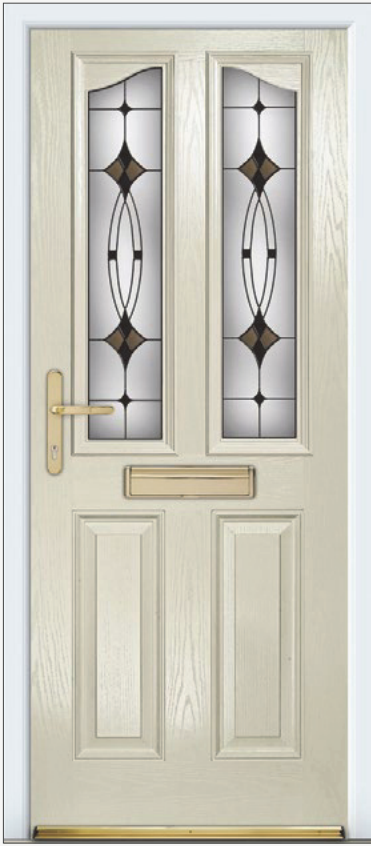
B **D** **S**



Red Aprilla door with Whitton Victoria glass, chrome Heritage pull lock, letterplate and silver mill drip bar.

Laptev

S



Aprilla Cream (RAL 7044) door with Laptev glass, gold handles, letterplate and drip bar.

T B

Seaton

Clear Bevels & Pelerine backing glass

D B S

Murano Blue

Also available in Red, Green & Black

D B S

Whitton Victoria

Pewter coloured resin came detailing

T B S

Lapte Red

Also available in Green, Blue & Black

T

Pectolite

Crystal resin bevels & stipple texture glass

D B S

Barite

Lead cameing with quartz crystal bevels

D B

Jet

Lead cameing with black film & bevel glass

T

Scotia

Polished lead cameing & clear bevel glass

D B S

Celestine

Classic, clear bevel glass tile design

T B

Hatfield

Clear Bevels & Pelerine backing glass

D B

Diamond Lead

Classic diamond lead design

D B S

Palopo Red

Also available in Green, Blue & Black

THE SNIPE

B Indicates Backing Glass Options Available

D Double Glazed Design

T Triple Glazed Design

S Shown as sandblasted design

Pectolite

T



Blue Snipe door with Pectolite glass, chrome handles, letterplate and silver mill drip bar.

External Georgian Bar **D** **B**



Green Snipe door with external georgian bar, gold handles, letterplate and matching drip.

A Duplex system is available on external georgian bar design doors offering a high quality, heritage bar cross profile fitted into the glazing unit.

D B S



Whitton Victoria

Pewter coloured resin came detailing

T B



Rialto

Sandblasted & Pelerine glass design


T B



Veneto

Sandblasted & Pelerine glass design


D



Pusan

Sandblasted glass & clear bevel design

T B S



Laptev Green

Also available in Red, Blue & Black

D B



Kupang Black

Also available in Red, Blue & Green

D B



Climbing Rose

Traditional pewter lead rose design

T



Ebony

Crystal bevel cluster & obscure glass design

T



Pectolite

Crystal resin bevels & stipple texture glass

D B S



Celestine

Classic, clear bevel glass tile design

D B



Pyrope

Lead coming with red film & bevel glass

D B



Joanna

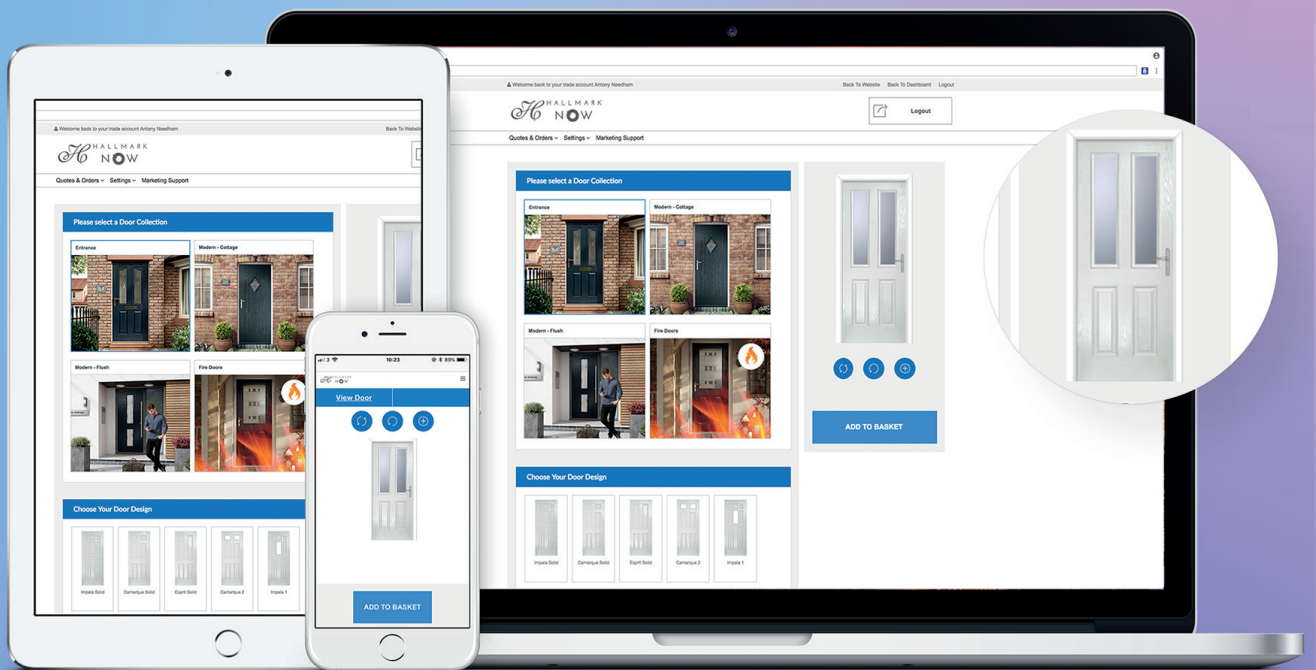
Classic, clear bevel & sandblasted glass



HALLMARK NOW



QUOTATIONS & ORDERING 24/7



EASIER. FASTER. NOW

Composite Doors | UPVC Panels | Aluminium Panels

WWW.HALLMARKPANELS.COM

Want your own door designer?



We offer an over-branded version of the door designer which you can personalise with your company logo & prices.

Packed with useful features and stunning designs, this designer has everything your business needs to succeed online.



**Hallmark
Panels Ltd**

My Door Designer allows your customers to design and make enquiries on your website. All your leads and orders can be managed through your account dashboard.

£399 + VAT Per Year




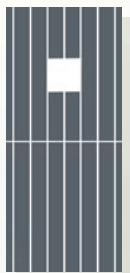



now.hallmarkpanels.com/my-door-designer

STABLE DOORS

Hallmark composite stable doors are just as at home in a modern property as they are in their traditional country cottage setting. Manufactured from the same core materials as our market leading 44mm Entrance Composite Doors, the stable doors offer the same consistently high level of quality and security that you expect from all Hallmark door products.

Colour Bond Service

In addition to the standard colours shown, for a small surcharge our stable doors are available in any specified RAL colour of choice.



Riley

Morgan

Caterham

Austin

COLOUR
BOND
SERVICE



WINKHAUS TRU-LOCK



WINKHAUS TRULOCK multi-point locking systems are fitted to all Elite Composite doors as standard. Superbly engineered, the Trulock mechanism is approved by the 'Secured by Design' Police initiative. Manufactured to meet the requirements of a modern door design, the Trulock delivers enhanced performance using low friction hook thrust plates for a smooth, precise operation.



YALE Dual Ring Pull

Available in Chrome, Gold and Satin Silver - dual sided as standard.



WINKHAUS HERITAGE LOCK


The **WINKHAUS HERITAGE** multi-point locking system has a slam-shut operation whereby the lock hooks will automatically engage once the door is closed. A key is then required to gain entry from the outside.

The key cylinder is positioned 3/4 of the way up the door - similar to traditional period doors. From the outside the lock is key operated with a chrome or gold ring pull plate and from the inside by a thumbturn (or key if used with an internal handle to aid door opening).



KEYWIND LOCK

Used with the S-Series Bar Handles, the keywind lock has the cylinder positioned at midrail height. The lock is operated from the outside with a keywind operation and from the inside with a keywind or thumbturn operation.



ENTRY GUARD

The Lever/Lever Trulock is available with an integral TruGuard bar offering a higher security level compared to a traditional door chain.



WINKHAUS AV3

The autoLock AV3 locking system from Winkhaus is an automatic multi-point locking system with independently acting hooks for claw action and sealing elements for a dynamic contact pressure. Triggered by means of a magnetic release on the frame and the door is secured against undesired entry. This ensures that the door always remains securely locked and remains firmly in its frame even without additional locking. The sturdy hooks, sealing elements and latch can be retracted manually using the locking cylinder or door handle.



STANDARD DOOR COLOURS


Choose from **seven standard colours** catering for most preferences and aesthetic appeal.




BLACK



RED




GREEN




BLUE



WHITE



ROSEWOOD




GOLDEN OAK

COLOUR BONDING


Got a particular colour in mind? Enhance your entrance with a choice of vibrant, modern door colours all of which can be supplied with colour matched frames and coloured edge banding.




RAL 9001
CREAM



RAL 1020
OLIVE



RAL 3005
WINE




RAL 4008
VIOLET



RAL 5015
SKY BLUE




RAL 7042
LEAD




RAL 7016
ANTHRACITE



RAL 7035
PLATINUM



RAL 8011
NUT



RAL 1033
YELLOW



DUCK EGG
BLUE



CHARTWELL
GREEN



COLOUR
BOND
SERVICE

CHOICE OF FRAME PROFILE

Complete the look. Select from either a Chamfered or Sculptured frame profile to compliment existing windows & doors.

Chamfered



Sculptured



Traditional FURNITURE




Stainless steel, traditional gold, chrome, white and black hardware is available across our composite door collection including matching letterplates, letters and numbers, contemporary and traditional knockers and door knobs.

Ultimate THERMAL Efficiency

Thanks to a high performance CFC-free PV foam insulating core, the Hallmark Elite Door Collection helps you keep the warmth in and cold and noise out.


48mm Solid Timber Core Composite Door



44mm Timber Panelled Door



Our 44mm Elite Composite Door



The Elite 44mm composite doors have been tested in comparison with a 48mm solid timber core composite door and a 44mm timber panelled door.

The images above show the thermal efficiency of each door type. Dark blue areas indicate lower heat loss. Red and green indicates higher heat loss.


Elite Composite Doors are:

- 19% more thermally efficient than the 48mm solid timber core composite door.
- 17% more thermally efficient than the 44mm traditional timber panelled door.




Contemporary DESIGN

In addition to the traditional lever handles shown opposite, **stainless steel bar handles** are also available and designed to enhance the look of the modern home, creating a stunning, contemporary entrance.



THRESHOLD Options

As well as the standard, integral frame threshold, there are a number of low threshold options available including low 15mm and 44mm aluminium, low 56mm PVCu frame and MDS Mobility Door Cill options.




44mm Aluminium




56mm PVCu



Mobility MDS 70



Mobility MDS 25



Mobility MDS 80



HALLMARK Panels & Doors

Valletta House,
Valletta Street,
Hull, East Yorkshire
HU9 5NP

Email: **enquiries@hallmarkpanels.com**

Web: **www.hallmarkpanels.com**

Tel: **+44 (0)1482 703 222**

Fax: **+44 (0)1482 701 185**